

JELLY VETRO FUSO

Design C. Ballabio

TAVOLINI | SIDE TABLES

2019



JELLY VETRO FUSO

Design C. Ballabio

TAVOLINI | SIDE TABLES

2019

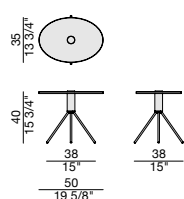
Tavolino tondo/ovale con base in metallo cromo nero e colonna centrale in massello di noce canaletta. Piano in vetro fuso (spessore 15 mm) con piastra in metallo.

Oval/Round side table with black chromed metal base and central pole in solid canaletta walnut. Top in cast glass (thickness 15 mm) with metal plate.

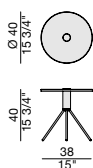
Ovaler/Runder Beistelltisch mit Metallgestell schwarz Chrome, Säule aus Nussbaum Canaletta. Platte aus gegossenem Glas (Stärke 15 mm), mit Metallplatte.

Guéridon ovale/rond avec base en métal chromé noir et colonne centrale en noyer massif canaletta. Plateau en verre fondu (épaisseur 15 mm) avec plaque en métal.

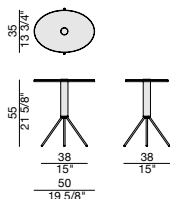
Mesa auxiliar ovalada/redonda con base en metal cromo negro y columna central de nogal canaletta macizo. Tapa en vidrio fundido (espesor 15 mm) con placa de metal.



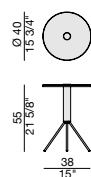
JELLY h40 OVALE



JELLY h40 TONDO



JELLY h55 OVALE



JELLY h55 TONDO

Essenze | Wood



Noce canaletta
Canaletta walnut



Noce canaletta
tinto moka
*Canaletta walnut
moka stained*



Noce canaletta
tinto wengè
*Canaletta walnut
wengè stained*

Metallo | Metal



Cromo nero
Black chromed




Ottone spazzolato
Brushed brass


Vetro fuso | Cast Glass



Naturale
Clear



Verde
Green



Fumé
Smoked